



DF350

Hydraulic control monoblock diverter valve

- 6 ways configuration
- Ports with SAE flange connection
- Hydraulic controls
- Galvanized body

This catalogue shows technical specifications and diagrams measured with mineral oil of 46 mm²/s (46 cSt) viscosity at 40°C - (104°F) temperature.

WORKING CONDITIONS		
N. of available ways		6
Max. flow rating		350 l/min (92.4 US gpm)
Max. pressure		350 bar (5100 psi)
Internal leakage A(B)⇒T	Δp = 100 bar (1450 psi)	8 ÷ 12 cm ³ /min (0.48 ÷ 0.73 in ³ /min)
Fluid		Mineral based oil
Fluid temperature	with NBR (BUNA-N) seals	from -20°C to 80°C (from -4°F to 176°F)
	with FPM (VITON) seals	from -20°C to 100°C (from -4°F to 212°F)
Viscosity	operating range	from 10 to 300 mm ² /s (from 10 to 300 cSt)
Max. level of contamination		20/18/15 - ISO 4406 - NAS 1638 - class 9
Ambient temperature for working conditions		from -40°C to 60°C (from -40°F to 140°F)

NOTE - For different working conditions please contact Sales Dept.

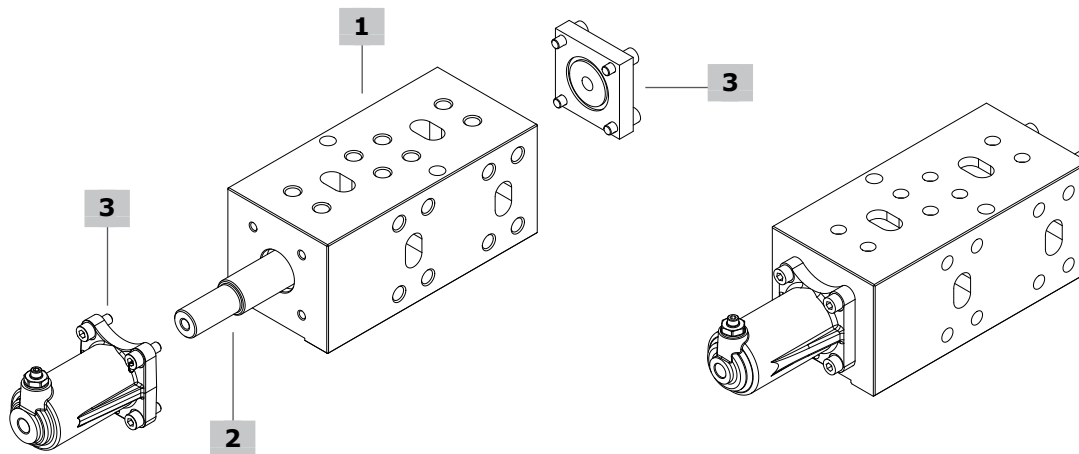
Available threads

FLANGE CONNECTION (ASSEMBLING SCREW)		
Type	ISO6162-2 / SAE J518-2 (Code 62) Type 1	SAE J518-2 (Code 62) Type 2
DF350	DN32 (M12) 1" 1/4 (M12)	1" 1/4 (1/2-13 UNC)

Part ordering codes

Example:

DF350 / W025A - H005 - DB S37 - (CRZ)
 1 2 3 1 1 Galvanized body



1 Body kit

TYPE: **DF350-DB-S37** CODE: 430036002
 DESCRIPTION: 6 ways body kit, DN32/1" 1/4, ISO6162-2 / SAE J518-2 (Code 62) Type 1 flange
 TYPE: **DF350-DB-S38** CODE: 430036003
 DESCRIPTION: 6 ways body kit, DN32/1" 1/4, SAE J518 (Code 62) Type 2 flange

3 Complete controls

TYPE	CODE	DESCRIPTION
H005	320536002	Hydraulic control, with G1/4 port
	430036001	Flange kit for hydraulic control, with G1/4 port

Pilot pressure: min = 4.4 bar (64 psi) / max = 20.8 bar (302 psi)

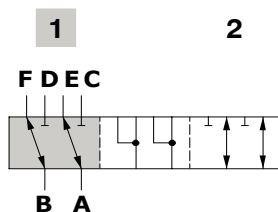
2 Spools **page 73**

TYPE	CODE	DESCRIPTION
W025A	421236002	Flow in E and F. C and D closed in pos. 1 Ports connected in transit position
W026A	421236001	Flow in E and F. C and D closed in pos. 1 Ports closed in transit position

Spool circuits

Type W025A

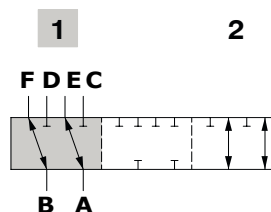
Flow in E and F. C and D closed in pos. 1
Ports connected in transit position



Spool stroke
 Position 2: + 13 mm (0.51 in)

Type W026A

Flow in E and F. C and D closed in pos. 1
Ports closed in transit position



Spool stroke
 Position 2: + 13 mm (0.51 in)