



CED040 electronic control unit

- 12VDC applications
- Designed for PHC electronic systems
- Four digital outputs control (by 4 relays)

Working conditions

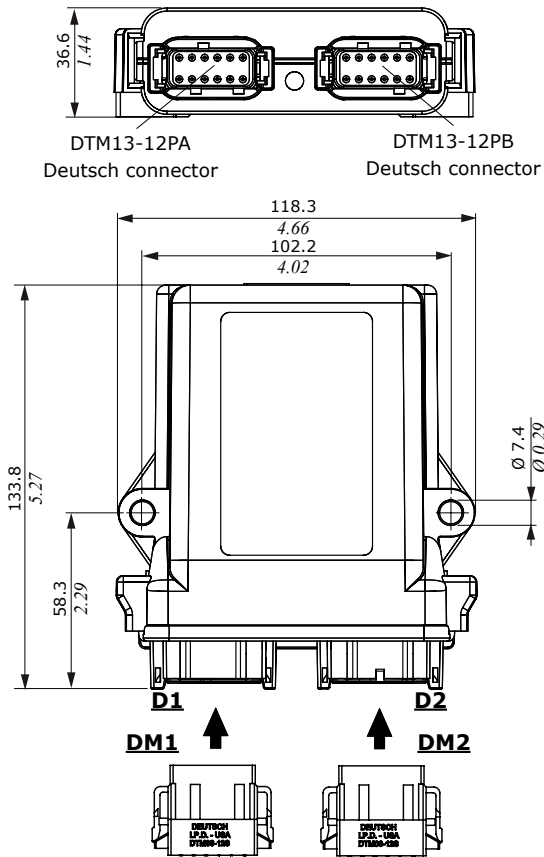
General features	CED040
Supply voltage	from 9 to 16 V
Current consumption	50 mA (no-load current) 15A (max. supply)
Max current output	15 A (2 output)
Interface	CAN 2.0 A - B
EMC compatibility	150 V/m - ISO13766, ISO14982
Environmental compatibility	IEC60068-2-6/27/29
Working temperature	from -40 to +85°C (<i>from -40°F to 185°F</i>)
Protection degree	IP67 with mating connector attached
Weight	0.3 Kg (<i>0.66 lb</i>)
Analog inputs	
Number	3
Signal type	from 0.5 to 4.5 V
Digital inputs	
Number	6
Signal type	0/VB
ON/OFF outputs	
Number	4
Type	relay (HSD*)
Max. load	7.5 A

NOTE (*): HSD - High Side Driver

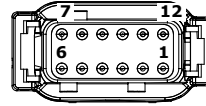
Electronic control units

CED040 electronic control unit

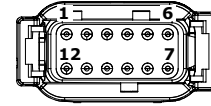
Dimensions and pin-out



D1 connector



D2 connector



Connectors PIN-OUT

Pin	Function	
	D1 connector	D2 connector
1	OUT_1	OUT_L
2	VB-	DI_5
3	CAN_H	DI_1
4	CAN_L	VJ-
5	AI_4	AI_3
6	AI_5	AI_2
7	VK+	AI_1
8	VK+	VJ+
9	OUT_2	DI_2
10	OUT_3	DI_3
11	OUT_4	DI_4
12	OUT_1	DI_6

Mating connectors

Name	Type
DM1	DTM06-12SA Deutsch
DM2	DTM06-12SB Deutsch

CED040 control unit code

Code	183360010
Description	CED040/PHC250C-12V/v6.00
Notes	Supply voltage 12V, 3 ON-OFF outputs (5A)

System diagram

CED040/PHC250C configuration

The CED040 control unit is dedicated configuration for front loader application, for SDM122/DLM22 series with mechatronic control.

For information, please contact our Sales Department.

