



Handle 10 series

- Cylindrical Ø 39 mm / Ø 1.53 in in Nylon®
- ON/OFF control with push button or rocker switch

General features

| | |
|-----------------------------------|---|
| Cap material | Neoprene |
| Body material | Nylon® |
| IP weather protection (assembled) | IP44 |
| Ambient temperature | from -20°C to 60°C / from -4°F to 140°F |

Electric devices features

ON/OFF push-button

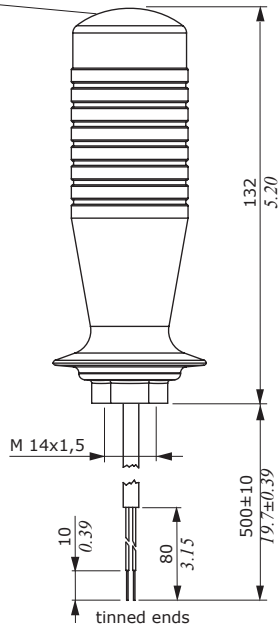
| | |
|-------------------------------------|--|
| Version | spring return |
| Contact type | NA |
| Current rating | 6 A resistive load 4 A inductive load @ 30 VDC |
| Mechanical life (nr. of operations) | 3x10 ⁶ |
| Electric life (nr. of operations) | 10 ⁵ |
| Weather protection | IP54 |

Cables

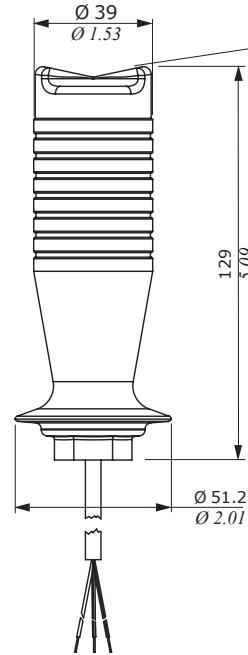
| | |
|------------------------------|-------------------------|
| Conductor material | Copper with tinned ends |
| Conductor section | AWG20 |
| Insulating material | PVC |
| Protective covering material | PVC |

Dimensions

Microswitch and push-button

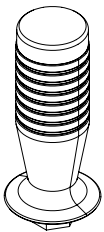


Microswitch and rocker switch



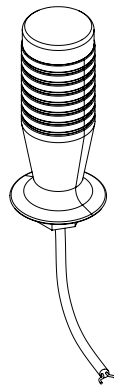
Configurations

No push-button control



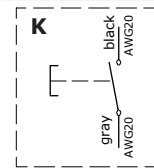
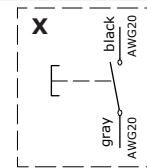
| | |
|---------------|----------------|
| Code | 5IMP100000 |
| Description | WI |
| Configuration | Senza pulsante |

Push-button control

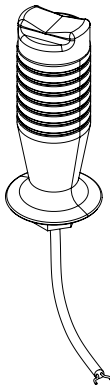


| | | |
|---------------|---------------|------------------------|
| Code | 5IMP200000 | 5IMP500000 |
| Description | XI/C | KI/C |
| Configuration | Tipo (ON)/OFF | Tipo protetto (ON)/OFF |

Scheme

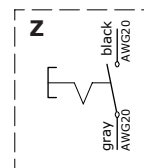
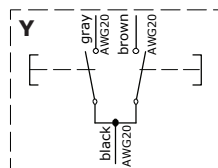
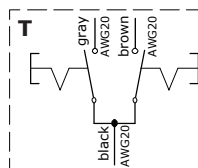


Rocker switch control



| | | | |
|---------------|----------------|--------------------|-------------|
| Code | 5IMP600000 | 5IMP400000 | 5IMP300000 |
| Description | TI/C | YI/C | ZI/C |
| Configuration | ON/OFF/ON type | (ON)/OFF/(ON) type | ON/OFF type |

Scheme



NOTE - For different joint see page 4.

For different handle configurations, contact our Sales Dept.