



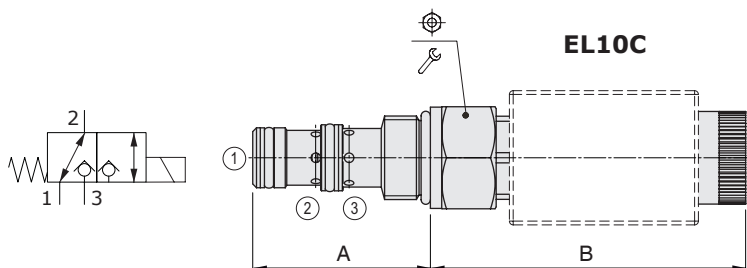
## EL... type directional solenoid valve - 3 way / 2 positions

- Direct acting
- Poppet type
- From SAE08 to SAE10 cavities

Technical specifications and diagrams are measured with mineral oil of 46 cSt viscosity at 40°C (104°F) temperature.

	EL08A	EL10C
Nominal flow	10 l/min (2.64 US gpm)	20 l/min (5.28 US gpm)
Max. pressure	210 bar (3050 psi)	
Oil leakage	at 210 bar (3050 psi) 0.25 cm <sup>3</sup> /min (0.015 in <sup>3</sup> /min)	
Fluid	mineral based oil	
Viscosity	10-200 cSt	
Max level of contamination	18/16/13 ISO4406	
Fluid temperature	with NBR seals with FPM seals	from -20°C (-4°F) to 80°C (176°F) from -20°C (-4°F) to 100°C (212°F)
Environmental temp. for working conditions	from -20°C (-4°F) to 50°C (122°F)	
Cavity	SAE 08/3	SAE 10/3
Coil type*	BC	BQ16
Nominal voltages	12 VDC - 24 VDC ± 10%	12 VDC ± 10%
Power rating	26.1 W (12 VDC) 25.9 W (24 VDC)	30 W
Weight	0.23 kg (0.50 lb)	0.27 kg (0.59 lb)

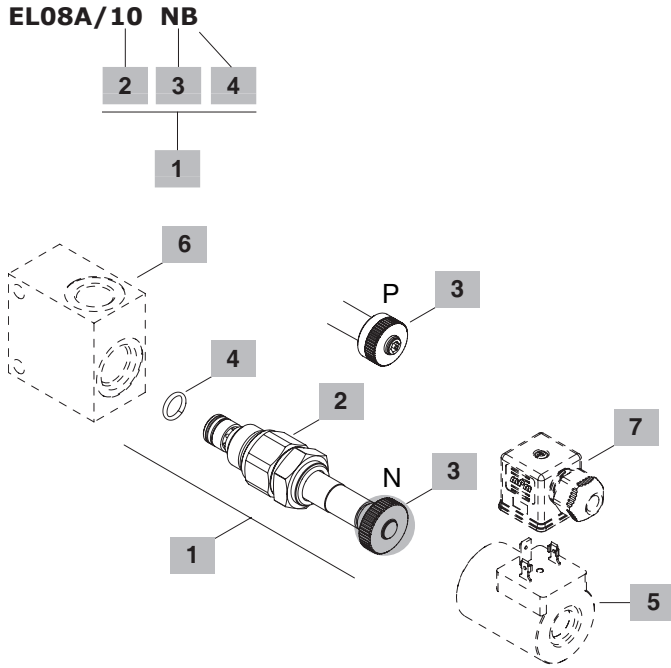
NOTE - For different conditions, please contact Walvoil Sales Dpt. - \*For coils further features see from page 206.



Valve type	A		B		⊕	⌘
	mm	in	mm	in		
EL08A/10NB	41,2	1.62	94.9	3.74	27	50 22
EL10C/10NB	46	1.81	86.7	3.41	27	50 37

For dimensions with different type of emergency see page 213

### Ordering codes and description composition



#### 1 Cartridges

TYPE	CODE	DESCRIPTION
<b>SAE cavity 08/3</b>		
<b>EL08A/10NB</b>	0EL08002001	Without emergency
<b>EL08A/10PB</b>	0EL08002000	With push-button emergency
<b>SAE cavity 10/3</b>		
<b>EL10C/10NB</b>	0EL10002008	Without emergency

#### 2 Spool

TYPE	DESCRIPTION
<b>1</b>	Spool 1

#### 3 Emergency

TYPE	DESCRIPTION
<b>N</b>	Without emergency
<b>P</b>	Push button type

Note: for 10/2 cavity only **N** type

#### 4 Seals

TYPE	DESCRIPTION
<b>B</b>	<b>NBR (Buna)</b> o-ring seals, std configuration
<b>V</b>	<b>FPM (Viton)</b> o-ring seals, contact Sales Dept.

#### 5 Coils

TYPE	CODE	DESCRIPTION
<b>BC 12 VDC</b>	4SL8000120	12VDC-ISO4400 coil for EL08A
<b>BQ16 12VDC</b>	4SL8000121	12VDC-ISO4400 coil for EL10C

For complete coils list see from page 206

#### 6 Valve body

TYPE	CODE	DESCRIPTION
<b>SAE 08/3-G 1/4</b>	3CC0830B11	Aluminium body for cavity 08 valve, G 1/4 std thread
<b>SAE 10/3-G 3/8</b>	3CC1030C11	Aluminium body for cavity 10 valve, G 3/8 std thread

For steel bodies or different threading see from page 217

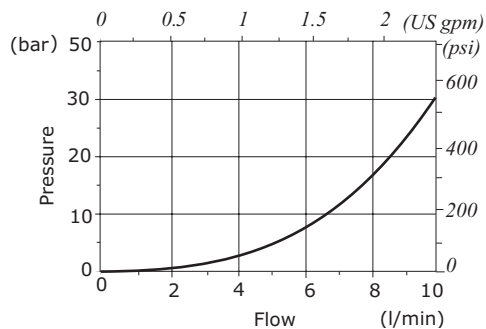
#### 7 Connector

TYPE	CODE	DESCRIPTION
<b>ISO4400</b>	4CN1009995	Connector

For complete connectors list see from page 206

### Rating diagrams

Pressure drop vs. flow EL08A



Pressure drop vs. flow EL10C

